

RELIANCE POWER				
RELIANCE POWER LIMITED Registered Office: Reliance Centre, Ground Floor, 19, Walchand Marg, Hiranand Ballard Estate, Mumbai - 400 001. Tel.: 91 22 43031000 Fax : 91 22 43033363 CIN : L40101MH1995PLC084687 Website: www.reliancepower.co.in, Email: reliancepower.investors@relianceeda.com				
A. Extract of the Consolidated Financial Results for the Quarter ended June 30, 2020				
(Rupees in lakhs, except per share data)				
Sr. No.	Particulars	Quarter Ended		Year Ended
		June 30, 2020	March 31, 2019	June 30, 2020
		Unaudited	Unaudited	Audited
1	Total Income from Operations	1,93,295	1,79,805	2,07,555
2	Profit/ (Loss) before exceptional items and tax	8,223	(43,172)	8,206
3	Net Profit/ (Loss) for the year before tax (after exceptional items)	8,223	(4,43,593)	8,206
4	Net Profit/ (Loss) for the year after tax (after exceptional items)	4,014	(4,40,127)	3,619
5	Total Comprehensive Income/ (Loss) for the year	5,642	(4,42,444)	3,637
6	Paid-up Equity Share Capital (Par value of Rs. 10 each)	2,80,513	2,80,513	2,80,513
7	Reserves excluding Revaluation Reserve as per balance sheet of previous accounting year			
8	Earnings Per Share (Face value of Rs. 10 each) (for discontinuing and continuing operation)			9,06,374
	(a) Basic (Rs.)	(0.007)*	(14.996)*	0.129*
	(b) Diluted (Rs.)	(0.007)*	(14.996)*	0.129*
	*Not annualised			
B. Extract of the Standalone Financial Results for the Quarter ended June 30, 2020				
Rupees in Lakhs				
Sr. No.	Particulars	Quarter Ended		Year Ended
		June 30, 2020	March 31, 2019	June 30, 2020
		Unaudited	Unaudited	Audited
1	Total Revenue	22,594	6,470	3,036
2	Profit/ (Loss) before exceptional items and tax	10,699	(6,727)	(9,357)
3	Profit/ (Loss) before tax (after exceptional items)	10,699	(26,183)	(9,357)
4	Profit/ (Loss) after tax (after exceptional items)	10,699	(26,494)	(9,254)
5	Total Comprehensive Income/ (Loss)	10,699	(4,03,670)	(9,254)
C. The consolidated financial results of the Group have been prepared in accordance with the Companies (Indian Accounting Standards) Rules, 2015 (Ind AS) prescribed under section 133 of the Companies Act, 2013.				
D. The above is an extract of the detailed format of the Unaudited financial results for the quarter ended June 30, 2020 drawn up both on a Standalone and Consolidated basis, filed with Stock Exchanges on July 30, 2020 under Regulation 33 of the SEBI (Listing Obligations and Disclosure Requirements) Regulations, 2015. The full format of the Financial Results (Standalone and Consolidated) for the quarter ended June 30, 2020 are available on the Company's website, www.reliancepower.co.in and on the website of the Stock Exchanges, www.bseindia.com and www.nseindia.com .				
Place: Mumbai				
Date: July 30, 2020				

RELIANCE				
Reliance Infrastructure Limited Registered Office: Reliance Centre, Ground Floor, 19 Walchand Hiranand Marg, Ballard Estate, Mumbai 400 001 website: www.rinfra.com CIN L75100MH1929PLC001530				
I. Extract of the Consolidated Financial Results for the quarter ended June 30, 2020				
(₹ crore)				
Particulars	Quarter ended		Year ended	
	30-06-2020	31-03-2020	30-06-2019	31-03-2020
	Unaudited	Unaudited	Unaudited	Audited
Total Income from Operations	4,199.21	4,524.87	5,472.25	20,273.49
Net Profit / (Loss) before Tax (before Exceptional items)	(295.71)	(30.19)	313.92	943.86
Net Profit / (Loss) before Tax (after Exceptional items)	(295.71)	(156.19)	313.92	817.86
Net Profit / (Loss) after Tax (after Exceptional items)	(288.41)	(153.84)	299.15	771.17
Total Comprehensive Income [Comprising Profit/(Loss) (after tax) and Other Comprehensive Income (after tax)]	(287.82)	(119.27)	333.46	924.46
Paid up Equity Share Capital (Face value of ₹ 10/- each)	263.03	263.03	263.03	263.03
Other Equity				9,529.34
Earnings Per Share of ₹ 10 each (not annualised for the quarter)				
Basic (₹)	(10.97)	(5.85)	11.37	29.32
Diluted (₹)	(10.97)	(5.85)	11.37	29.32
II. Extract from the Standalone Financial Results for the quarter ended June 30, 2020				
(₹ crore)				
Particulars	Quarter ended		Year ended	
	30-06-2020	31-03-2020	30-06-2019	31-03-2020
	Unaudited	Unaudited	Unaudited	Audited
Total Operating Income	176.25	358.50	284.26	1,319.07
Net Profit / (Loss) before Tax (before Exceptional items)	(44.24)	5.79	323.90	995.62
Net Profit / (Loss) before Tax (after Exceptional items)	(44.24)	5.79	323.90	995.62
Net Profit / (Loss) after Tax (after Exceptional items)	(32.13)	30.31	324.90	1,031.27
Total Comprehensive Income	(32.13)	32.15	325.40	1,034.21
III. The above is an extract of the detailed format of financial results for the quarter June 30, 2020 filed with the Stock Exchanges under Regulation 33 of the SEBI (Listing Obligations and Disclosure Requirements) Regulations, 2015. The full format of the Financial Results for the said quarter ended are available on the websites of the Company, National Stock Exchange of India Limited and BSE Limited at www.rinfra.com , www.nseindia.com , and www.bseindia.com respectively.				
Place : Mumbai				
Date : July 30, 2020				

Reliance Industries Limited	
Registered and Corporate Office: 3 rd Floor, Maker Chambers IV, 222, Nariman Point, Mumbai 400 021	
Telephone: +91 (22) 3555 5000; Facsimile: +91 (22) 2204 2268	
E-mail: investor.relations@ril.com • Website: www.ril.com • Corporate Identity Number: L17110MH1973PLC019786	
Statement of Deviation/ Variation in utilization of funds raised	
Name of listed entity	Reliance Industries Limited
Mode of Fund Raising	Rights Issue
Date of Raising Funds	June 11, 2020
Amount Raised	Rs. 13,275.19 crore ¹
Report filed for Quarter ended	June 30, 2020
Monitoring Agency	Applicable
Monitoring Agency Name, if applicable	Axis Bank Limited
Is there a Deviation / Variation in use of funds raised	No
If yes, whether the same is pursuant to change in terms of a contract or objects, which was approved by the shareholders	Not Applicable
If Yes, Date of shareholder Approval	Not Applicable
Explanation for Deviation / Variation	Not Applicable
Comments of the Audit Committee after review	No Comments
Comments of the auditors, if any	No Comments

Objects for which funds have been raised and where there has been a deviation, in the following table					
Original Object	Modified Object, if any	Original Allocation	Modified allocation, if any	Funds Utilized	Amount of Deviation/ Variation for the quarter according to applicable object
Repayment/ prepayment of all or a portion of certain borrowings availed by the Company	Not Applicable	Rs. 39,755.08 Crore	—	Rs. 13,275.19 Crore (Refer notes below)	NIL
General corporate purposes		Rs. 13,281.05 Crore		—	

- Deviation or variation could mean:
- Deviation in the objects or purposes for which the funds have been raised or
 - Deviation in the amount of funds actually utilized as against what was originally disclosed or
 - Change in terms of a contract referred to in the fund-raising document i.e. prospectus, letter of offer, etc.
- Notes:**
- 1(a) The details of funds received on allotment of 42,24,40,258 Equity shares are as under:

	No. of Equity shares	Price (in Rs.)	Amount (Rs. in crore) #	Remarks
Total Issue Size	42,26,26,894	1,257.00	53,124.20	The Rights Equity Shares were issued as partly paid-up and an amount of Rs. 314.25 (i.e. 25% of the Issue Price) per Rights Equity Share has been received on application (of which Rs. 2.50 towards face value of Rights Equity Share and Rs. 311.75 towards premium amount of Rights Equity Share). The schedule for payment of the balance amount of Rs. 942.75 per Rights Equity Share is proposed as (i) Rs. 314.25 i.e. 25% in May 2021; and (ii) Rs. 628.50 i.e. the balance 50% in November 2021. The Board of the Company would make the calls for this purpose.
Details of Allotment till June 30, 2020	42,24,40,258	314.25	13,275.19	

¹Rounded off to two decimal places

(b) Out of 42,26,26,894 Rights Equity Shares issued by the Company, 42,24,40,258 Rights Equity Shares were allotted by the Company till June 30, 2020.


Issue of 1,86,636 Rights Equity Shares had been kept in abeyance pursuant to an order passed by the Hon'ble Special Court constituted under the Special Court (Trial of Offences Relating to Transactions in Securities) Act, 1992. The Company has on July 29, 2020 allotted the 1,86,636 Rights Equity Shares to the eligible applicants in accordance with the order passed by the Hon'ble Special Court.

The entire money raised by the Company through Rights Issue, during the quarter ended June 30, 2020, has been utilized for the objects as stated in the Letter of Offer dated May 15, 2020.

For Reliance Industries Ltd.

Sd/-
Savithri Parekh
Joint Company Secretary & Compliance Officer

Place : Mumbai
Date : 30.07.2020



CIN: L24230GJ1972PLC002126

Website: www.torrentpharma.com

Email: investorservices@torrentpharma.com

TORRENT PHARMACEUTICALS LIMITED

Registered Office:

Torrent House, Off Ashram Road,
Ahmedabad - 380 009, Gujarat, India.

Ph. : + 91 79 26599000

Fax : + 91 79 26582100

Extract of Consolidated Financial Results

for the Quarter Ended 30-Jun-2020

[₹ in crores except per share data]

Particulars	Quarter Ended 30-Jun-2020	Year Ended 31-Mar-2020	Quarter Ended 30-Jun-2019
	Unaudited	Audited	Unaudited
Total Income from operations (net)	2056	7939	2022
Net Profit / (Loss) for the period before tax and exceptional items	402	1187	279
Net Profit / (Loss) for the period before tax and after exceptional items	402	1187	279
Net Profit / (Loss) for the period after tax and exceptional items	321	1025	216
Total Comprehensive Income (after tax)	336	833	218
Equity Share Capital	84.62	84.62	84.62
Other Equity excluding Revaluation Reserve		4739	
Earnings per share (of ₹ 5/- each)			
Basic	18.98	60.55	12.74
Diluted	18.98	60.55	12.74

Notes :

1 Summary details of stand-alone audited financial results of Torrent Pharmaceuticals Limited :

[₹ in crores]


Particulars	Quarter Ended 30-Jun-2020	Year Ended 31-Mar-2020	Quarter Ended 30-Jun-2019
Net income from operations	1727	6168	1603
Profit before tax	370	1117	277
Profit after tax	298	939	223
Total Comprehensive Income (after tax)	318	824	227

2 The above is an extract of the detailed format of Financial Results for the quarter ended 30-Jun-2020 filed with Stock Exchanges under Regulation 33 of the SEBI (Listing Obligations and Disclosure Requirements) Regulations, 2015. The full format of the same, along with the notes, are available on www.nseindia.com, www.bseindia.com and on the Company's website www.torrentpharma.com.

Place : Ahmedabad, Gujarat

Date : 30-Jul-2020


L.G. BALAKRISHNAN & BROS LIMITED									
Registered Office: 6/16/13 Krishnarayapuram Road, Ganapathy, Coimbatore-641 006									
CIN NO.L29191TZ1956PLC000257 Tel: 0422-2532325 Fax: 0422-2532333									
E-mail: info@lgb.co.in Website: www.lgb.co.in									
STATEMENT OF STANDALONE/CONSOLIDATED AUDITED FINANCIAL RESULTS FOR THE QUARTER ENDED 30-06-2020									
Rs. in Lakhs									
Particulars	Quarter ended			Year ended	Quarter ended			Year ended	
	30.06.2020	31.03.2020	30.06.2019	31.03.2020	30.06.2020	31.03.2020	30.06.2019	31.03.2020	
	Standalone				Consolidated				
1 Total Income from operations	17,256.25	33,485.29	33,960.61	144,427.22	19,462.52	35,631.07	36,783.32	154,282.79	
2 Net Profit/(Loss) for the period (before tax, Exceptional and/or Extraordinary items)	-801.21	1,703.38	1,922.77	10,130.54	-857.27	1,206.03	1,831.31	9,601.27	
3 Net Profit/(Loss) for the period before tax (after Exceptional and/or Extraordinary Items)	-753.65	2,316.85	2,152.52	12,654.99	-809.71	1,819.50	2,061.06	11,483.78	
4 Net Profit/(Loss) for the period after tax (after Exceptional and/or Extraordinary Items)	-553.02	1,768.21	1,443.69	10,183.45	-609.08	1,270.86	1,352.23	9,012.24	
5 Total Comprehensive Income for the period [Comprising Profit/ (Loss) for the period (after tax) and Other Comprehensive income (after tax)]	245.45	-183.37	2,056.55	8,258.70	189.39	-680.72	2,025.17	7,203.49	
6 Equity Share Capital	3,139.24	3,139.24	3,139.24	3,139.24	3,139.24	3,139.24	3,139.24	3,139.24	
7 Reserves (excluding Revaluation Reserves as shown in the balance sheet of previous year)	0.00	0.00	0.00	60,437.22	0.00	0.00	0.00	63,458.59	
8 Earnings Per Share (of Rs.10/- each) (*not annualised)									
(a) Basic	-1.76*	5.63*	4.60*	32.44	-1.93*	4.14*	4.57*	29.19	
(b) Diluted	-1.76*	5.63*	4.60*	32.44	-1.93*	4.14*	4.57*	29.19	
Notes:									
1) The above is an extract of the detailed format of Quarterly Financial Results filed with the Stock Exchanges under Regulation 33 of the SEBI (Listing Obligations and Disclosure Requirements) Regulations, 2015. The full format of the Quarterly Financial Results are available on the websites of the Stock Exchanges on which shares of the Company are listed, namely, www.bseindia.com , www.nseindia.com and available on the Company's website www.lgb.co.in									
2) Exceptional item represents Profit on sale of Land.									
Coimbatore 30.07.2020									
By Order of the Board, For L.G. BALAKRISHNAN & BROS LIMITED B. VIJAYAKUMAR CHAIRMAN AND MANAGING DIRECTOR									



THE ORCHID

FIVE STAR SCOTCH HOTEL


FRIENDLY AND FRIENDLY




VITS

Guest. Rest. Best.

Luxury Business Hotel




KAMAT HOTELS (INDIA) LIMITED



Fort Jadhav GADHI


A Gadh Heritage Hotel

Ladh, Jhagadh, Aage Badh...



LOTUS RESORTS

Chill. Still. Tranquil.



VITHAL KAMAT

Original Family Restaurant

Auth. Mtl. Dishes Mtl.

KAMAT HOTELS (INDIA) LIMITED

Regd. Office: 70-C, Nehru Road, Near Santacruz Airport, Vile Parle (East), Mumbai 400 099.

CIN: L55101MH1986PLC039307, Tel. No. 022 26164000 Website: www.khil.com, Email: cs@khil.com

EXTRACT OF STATEMENT OF STANDALONE AND CONSOLIDATED FINANCIAL RESULTS FOR THE QUARTER AND YEAR ENDED 31ST MARCH, 2020.

(₹ in Lakhs)

Sr. No.	Particulars	Standalone				Consolidated	
		Quarter Ended		Year Ended		Year Ended	
		31st March, 2020 (Unaudited)	31st March, 2019 (Unaudited)	31st March, 2020 (Audited)	31st March, 2019 (Audited)	31st March, 2020 (Audited)	31st March, 2019 (Audited)
1	Total income from Operations (excluding other income)	4,545.92	5,489.59	17,930.64	19,239.08	22,198.07	23,609.00
2	Net Profit for the period before tax (before exceptional items)	(340.90)	1,555.02	1,224.21	3,582.25	933.32	3,370.78
3	Net Profit for the period before tax (after exceptional items)	2,028.38	1,555.02	3,593.49	3,582.25	2,427.43	2,765.27
4	Net Profit for the period after tax (after exceptional items)	2,132.64	1,101.31	3,569.59	2,506.96	2,477.48	1,888.56
5	Total Comprehensive Income for the period (Comprising profit for the period (after tax) and Other Comprehensive Income (after tax)	2,122.91	1,088.85	3,579.09	2,511.52	2,484.80	1,691.53
6	Paid-up Equity Share Capital (Face value of Equity Share Rs.10/- each) (including forfeited shares)	2,417.26	2,417.26	2,417.26	2,417.26	2,417.26	2,417.26
7	Other equity (Reserves excluding revaluation reserves)	-	-	(1,570.19)	(5,149.28)	(14,716.35)	(17,201.15)
8	Earnings per share (EPS) (Face value of Rs.10/- each)						
	Basic	9.04	4.67	15.14	10.63	10.50	7.16
	Diluted	9.04	4.67	15.14	10.63	10.50	7.16

Notes:

1) The above standalone and consolidated results have been prepared in accordance with guidelines issued by Securities and Exchange Board of India (‘SEBI’) and the Indian Accounting Standards [Ind AS] prescribed under section 133 of the Companies Act, 2013.

2) The above is an extract of the detailed format of above Financial Results for the quarter and year ended 31st March, 2020, filed with the Stock Exchanges under Regulation 33 of the SEBI (Listing Obligations and Disclosure Requirements) Regulations, 2015. The full format of the above Financial Results are available on the Stock Exchange websites- www.bseindia.com / www.nseindia.com and also on the Company’s website www.khil.com.

3) Breakup of exceptional items (net) included in above results is tabulated below:

KAMAT HOTELS (INDIA) LIMITED

Regd. Office: 70-C, Nehru Road, Near Santacruz Airport, Vile Parle (East), Mumbai 400 099.

CIN: L55101MH1986PLC039307, Tel. No. 022 26164000 Website: www.khil.com, Email: cs@khil.com

EXTRACT OF STATEMENT OF STANDALONE AND CONSOLIDATED FINANCIAL RESULTS FOR THE QUARTER AND YEAR ENDED 31ST MARCH, 2020.

(₹ in Lakhs)

Particulars	Standalone		Consolidated	
	Quarter Ended	Year Ended	Year Ended	
	31st March, 2020	31st March, 2019	31st March, 2020	31st March, 2019
Income				
Reduction in liability towards long term borrowings	2,369.28	-	2,369.28	-
Sub-total (A)	2,369.28	-	2,369.28	-
Expenses				
Impairment in cost of property, plant and equipment of a subsidiary company	-	-	-	532.20
Provision for impairment of investments in joint venture entity	-	-	-	313.87
Advance given written off	-	-	-	-
Sub-total (B)	-	-	-	846.07
Total (A-B)	2,369.28	-	2,369.28	-
				1,523.21
				(634.44)

Place : Mumbai

Date : 30th July, 2020

For and on Behalf of the Board of Directors

Kamat Hotels (India) Limited

Sd/-

Dr. Vithal V. Kamat

Executive Chairman and Managing Director

(DIN : 00195341)